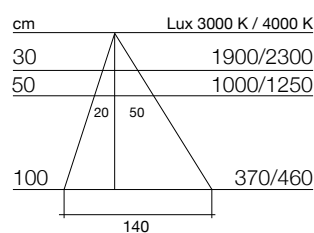




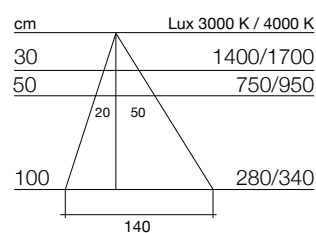
DESIGN / design	Ital Pek s.r.l.
PROFILO profile	da appoggio - alluminio anodizzato finitura argento matt anodised aluminium
DIFFUSORE diffuser	policarbonato opalino opal polycarbonate
FISSAGGIO fastening	mediante viti a scomparsa by means of hidden screws
ALIMENTAZIONE / power supply	24V DC / 24V DC
LUNGHEZZE profile length	da 300 mm a 3000 mm from 300 mm up to 3000 mm
LUNGHEZZA CAVO cable length	ogni lampada è dotata di cavo con connettore da 300mm e prolunga da 2800mm al trasformatore each lighting unit is provided with a 300mm cable with connector and a 2800mm extension cable
CARATTERISTICA light features	luce continua, senza interruzioni anche in presenza di comandi uniform seamless light, without interruptions even with integrated controls
COLORE LUCE TEMPERATURA LED colour temperature	luce calda_3000 K +/- 200 K - luce naturale_4000 K +/- 200 K warm white 3000 K +/- 200 K - natural white_4000 K +/- 200 K
CERTIFICAZIONE FOTOBIOLOGICA photobiological safety	classe di rischio 0 class 0
RESA CROMATICA chromaticity index	CRI>80 nelle versioni STRIP 240 L/m - 180 LED/m - 120 LED/m CRI>90 Standard "3-Step MacAdam ellipses" nella versione NEONLED CRI>80 by STRIP 240 LED/m 180 LED/m 120 LED/m versions CRI>90 Standard "3-Step MacAdam ellipses" by NEONLED versions

VERSIONI DISPONIBILI / available versions

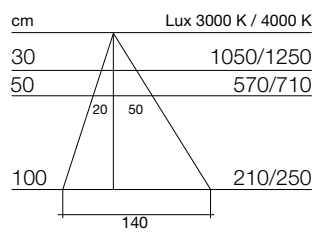
NEONLED 20 W/m



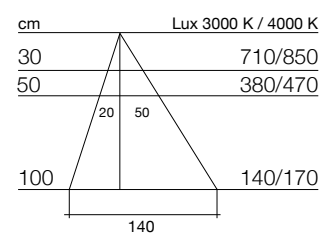
STRIP 240 LED/m 19,2 W/m



STRIP 180 LED/m 14,4 W/m

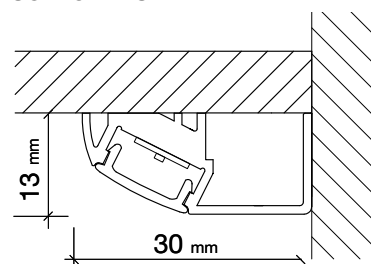


STRIP 120 LED/m 9,6 W/m

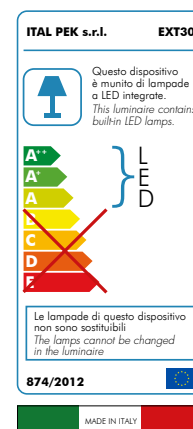
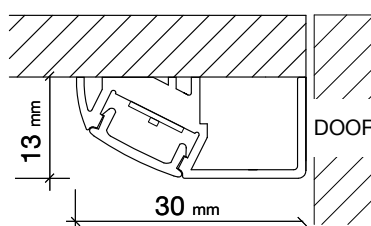


Il valore in LUX indicato è riferito ad una barra L=1200 mm / Values in LUX refer to 1200 mm long lighting units

SOTTOPENSILE



INTERNO PENSILE






METAL TOUCH BUTTON
touch button



SENSORE DI PRESENZA - PIR
pir presence sensor



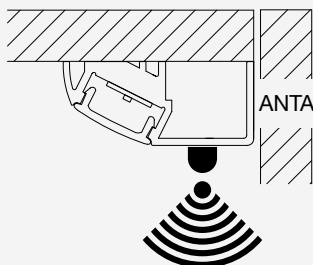
TOUCH BUTTON

- 1 - Al 1° tocco la lampada si accende al 100%.
- 2 - Al 2° tocco la lampada si accende al 50%.
- 3 - Al 3° tocco la lampada si spegne.
- 4 - Mantenendo il dito sul touch button (LED) si può regolare l'intensità della luce (DIMMER).

- 1- At the 1st touch light turns on at 100%
- 2- At the 2nd touch light turns on at 50%
- 3- At the 3rd touch light turns off.
- 4- Holding a finger onto the touch button the light intensity can be adjusted (DIMMER).

Attenzione: dando e togliendo corrente, la lampada tornerà all'ultima posizione memorizzata.

Warning: Connecting and disconnecting the lighting units from the mains, light will return at its latest stored position.



FUNZIONAMENTO PIR

Il sensore di presenza accende la lampada all'apertura dell'anta.

La lampada si spegne alla chiusura dell'anta o comunque dopo 30 secondi in cui non rileva alcuna presenza.

Il campo di rilevamento del sensore deve essere libero da oggetti.

PRESENCE SENSOR FUNCTIONING

The presence sensor turns the lighting unit on when the door is opened.

The light turns off when door is closed and in any case after 30 seconds if the sensor does not detect any presence.

The detection area of the sensor must be kept free from any object.